

# 安裝尺寸圖

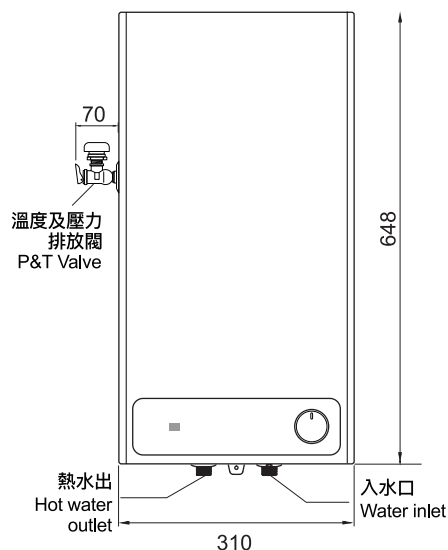
## Installation Diagram

型號 Model :  
BOU-23 (A1)

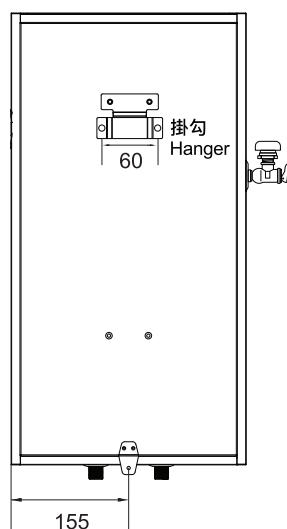
尺寸 Size : (W) x (D) x (H) mm  
闊310 x 深266 x 高648 毫米

( Unit : mm )  
尺寸單位：毫米

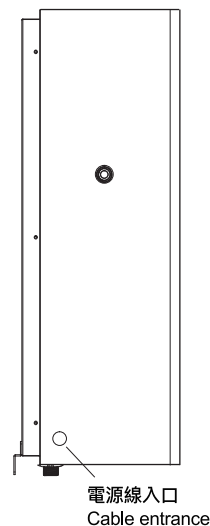
Front view 正面圖



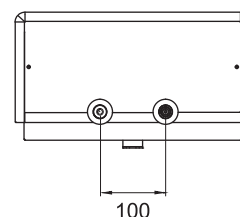
Back view 背面圖



Side view 側面圖

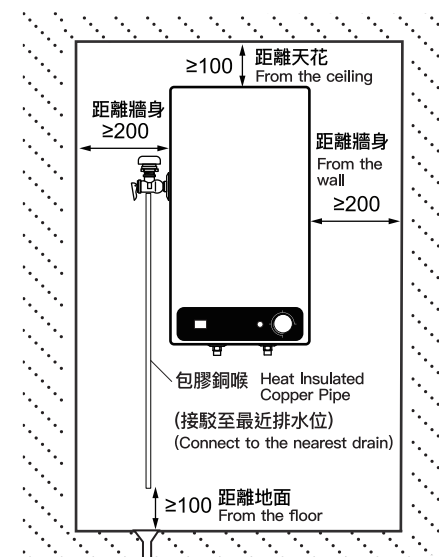
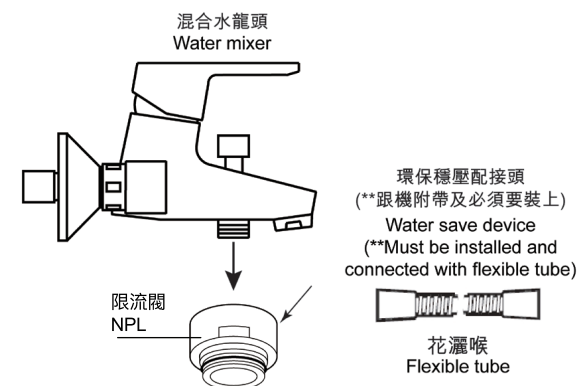


Top view 機底平面圖



NPL installation, please follow this:

### NPL Installation Diagram



\*Illustration is not drawn to scale 圖示並不是按比例繪製

## ! CAUTIONS 注意

### 安裝時須注意

- 安裝全過程必須採用原廠配件，如違反指示將會失去保養效用。
- 如若因違反指示進行安裝或維修，從而引至任何損壞或傷亡，代理商一概不負責。
- 一切安裝及維修必須由合資格技工進行。
- 熱水器的溫度及壓力減卸閥（下稱 P&T Valve），當感應熱水器內的溫度/壓力超過設置時（99°C /1.0MPa (10bar)），便會自動從P&T Valve 排出熱水以減少壓力。

### Pre - Installation Notice

- Installation and inspection should be processed by a licensed technician using the supplied parts.
- Sole Distributor is not responsible for any defect or damage caused by incorrect or unauthorized installation.
- The Temperature & Pressure Relief Valve ( P&T Valve) has applied in water heater, when the temperature/ pressure in water heater is detected to be more than setting (99°C/1.0MPa (10bar)),water will be released through the P&T Valve to decrease pressure and temperature.